

Panopto Quizzes – Student Guide

Your instructor may employ quizzes in Panopto recordings to increase engagement with their videos. Use this guide to learn how to **complete quizzes** in Panopto. These quizzes may be used for formative assessments or self-checks, or instructors may add Panopto quizzes for more summative, graded assessments to the grade book in D2L.

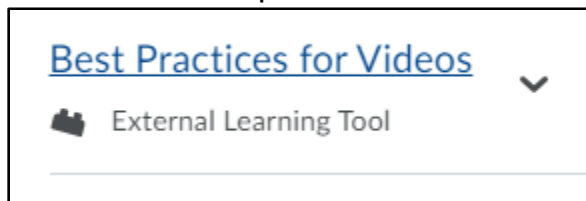
Contents

Panopto Quizzes – Student Guide	1
Contents	1
Complete a Panopto Video Quiz.....	1
View Quiz Grade.....	3

Complete a Panopto Video Quiz

Unlike D2L Quizzes, Panopto video quizzes are not accessible via the Quiz tool in D2L. They are only available from the specific video link added by your instructor in the course modules.

1. Navigate to the video where you wish to complete the quiz. Note: The title will often be the title of the video and will be labeled as an **External Learning Tool**. Here's an example:

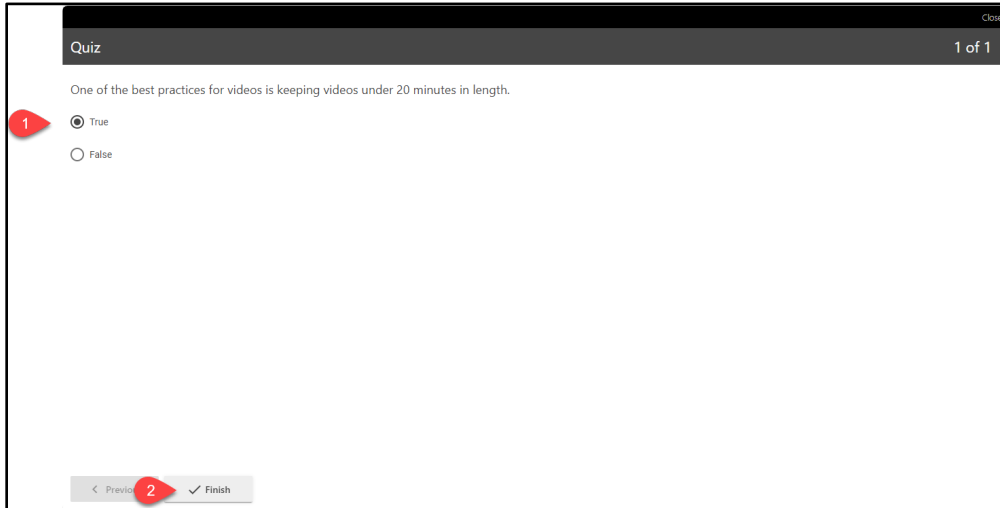


2. Click on the video link to begin viewing the video.

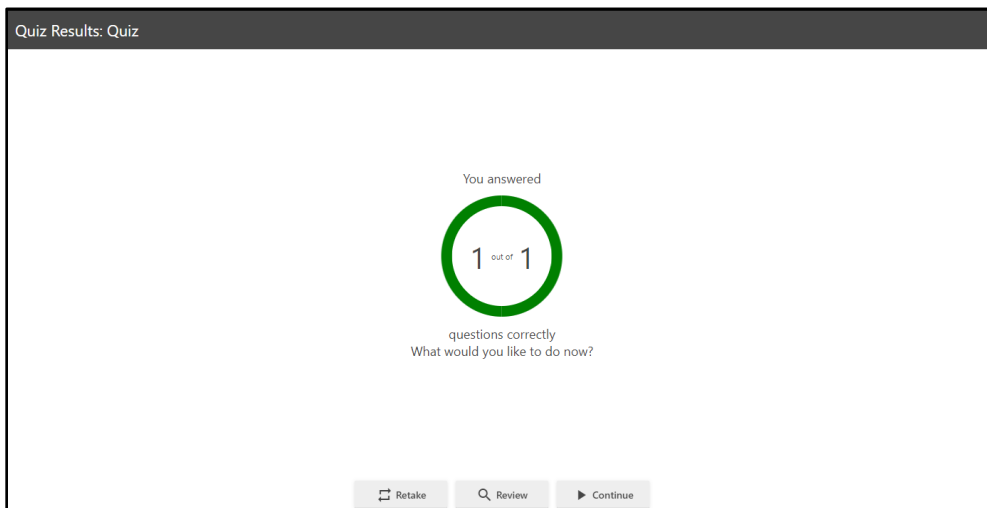
Notes:

- Question types may be **True/False**, **Multiple Choice**, **Multiple Select**, or **Fill in the Blank**.
- Depending on the properties set by your instructor, you may:
 - be **blocked from advancing in the video until answering the quiz**,
 - have the option to **retake the quiz**,
 - **view your grade** after taking the quiz,
 - **review correct answers and explanations** after taking the quiz.

3. In the **Quiz** interface, answer the quiz question(s). Note: Quizzes may include more than 1 question, and your instructor may embed more than one quiz in the video. If there are more questions, you may be able to navigate between questions. Once you've selected your answer(s), click **Finish**.



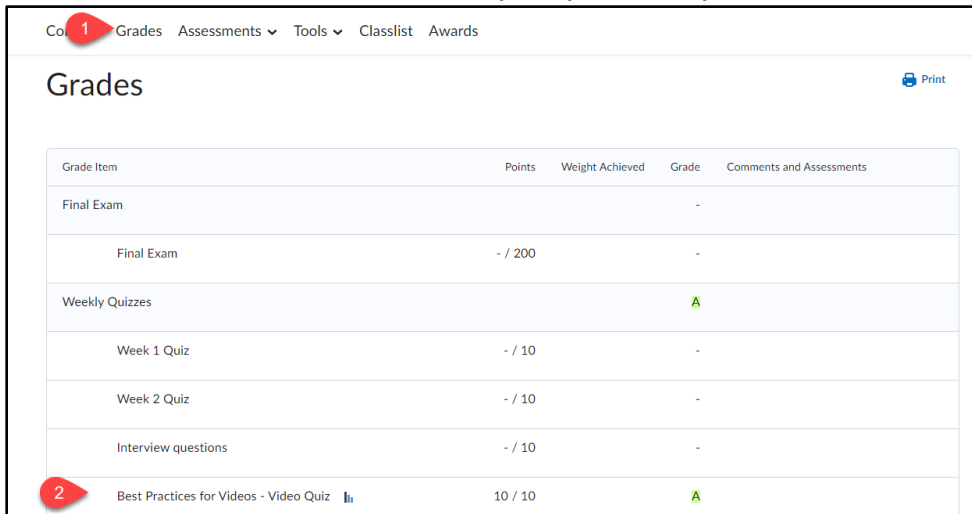
4. You'll receive a notice of how many questions you answered correctly. Then, depending on the settings chosen by your instructor, you may have the opportunity to **retake** the quiz, **review** the quiz, or **continue** with the remainder of the video.



View Quiz Grade

If your instructor set up grading for the quiz, you may view your score in the gradebook.

1. Go to **Grades**.
2. Scroll to the title of the video quiz you completed.



Grade Item	Points	Weight Achieved	Grade	Comments and Assessments
Final Exam			-	
Final Exam	- / 200		-	
Weekly Quizzes			A	
Week 1 Quiz	- / 10		-	
Week 2 Quiz	- / 10		-	
Interview questions	- / 10		-	
Best Practices for Videos - Video Quiz	10 / 10		A	

3. Clicking on the bar graph icon allows you to view **statistics (class average and grade distribution)** on the activity.

